

# SOD-323 Plastic-Encapsulate Diodes

## BAT60BWS SCHOTTKY BARRIER DIODE

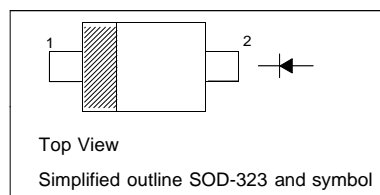
### FEATURES

- High Current Rectifier Schottky Diode with Low  $V_F$  Drop
- Low Voltage, Low Inductance
- For Power Supply
- For Detection and Step-up-Conversion

MARKING: W5

### PINNING

PIN	DESCRIPTION
1	Cathode
2	Anode



### MAXIMUM RATINGS ( $T_a=25^\circ\text{C}$ unless otherwise noted )

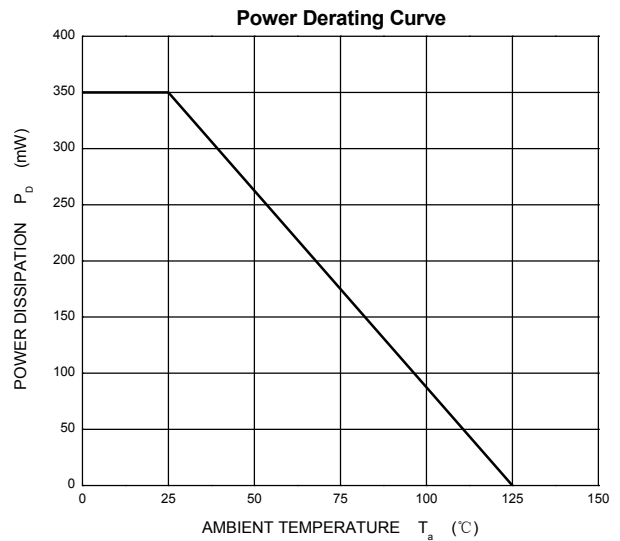
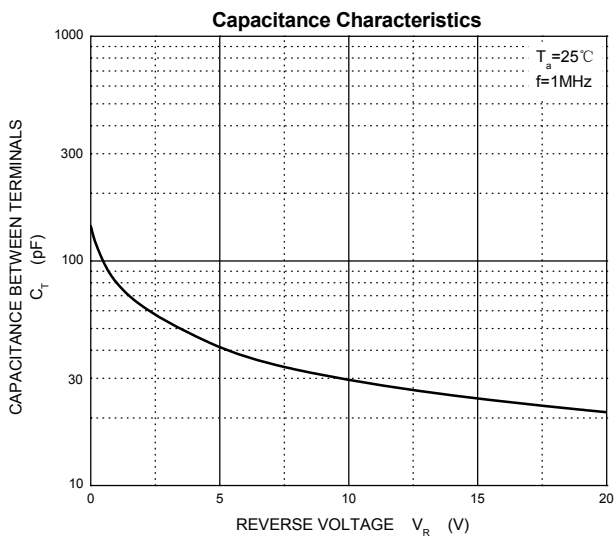
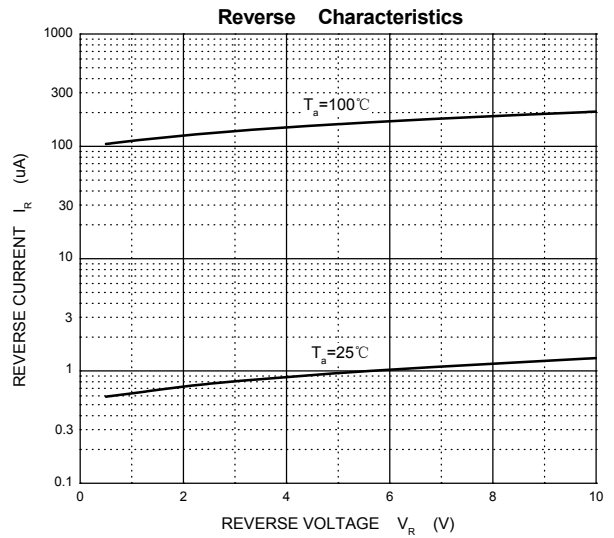
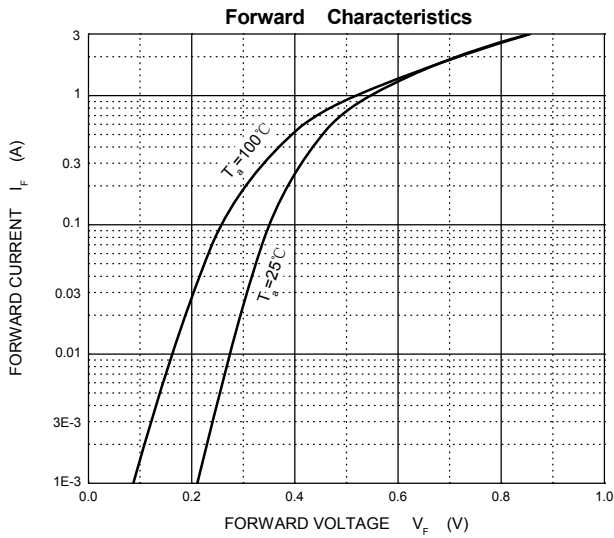
Symbol	Parameter	Value	Unit
$V_R$	DC Blocking Voltage	10	V
$I_F$	Forward Current	3	A
$I_{FSM}$	Surge Forward Current( $t<10\text{ms}$ )	5	
$P_D$	Power Dissipation	350	mW
$R_{\theta JA}$	Thermal Resistance from Junction to Ambient	286	$^\circ\text{C/W}$
$T_j$	Junction Temperature	125	$^\circ\text{C}$
$T_{stg}$	Storage Temperature	-55~+150	$^\circ\text{C}$

### ELECTRICAL CHARACTERISTICS( $T_a=25^\circ\text{C}$ unless otherwise specified)

Parameter	Symbol	Test conditions	Min	Typ	Max	Unit
Reverse voltage	$V_{(BR)}$	$I_R=1\text{mA}$	10			V
Reverse current	$I_R$	$V_R=5\text{V}$			15	$\mu\text{A}$
		$V_R=8\text{V}$			25	$\mu\text{A}$
Forward voltage	$V_F$	$I_F=100\text{mA}$			0.38	V
		$I_F=500\text{mA}$			0.5	
		$I_F=1000\text{mA}$			0.6	
Total capacitance	$C_{tot}$	$V_R=5\text{V}, f=1\text{MHz}$			30	pF

# BAT60BWS Schottky Diodes

## Typical Characteristics



# PACKAGE OUTLINE

Plastic surface mounted package; 2 leads

SOD-323

